



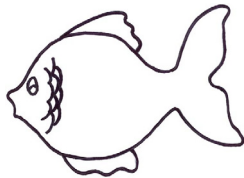



Fishing for Fact Families

Objective:

Recognize fact families



1. Cut apart the fish playing cards.
2. Shuffle the cards and place them face down.
3. Draw two cards.
4. Place the number on the first card in the boxes marked "Addend". Do the same for the number on the second card. An example has been done for you on the Fishing for Fact Families recording sheet.
5. Next, add the two numbers together and place the total in the box marked "Sum".
6. Use the numbers to create fact families.



Goldfish Playing Cards

