

Use a **pink** highlighter to code all words that have blends (-bl, -cl, -dr, -sm, -st, -tw, -br)



Use a **yellow** highlighter to code all words that have digraphs (-sh, -qu, -th, -wr, -wh, -ch)




Use a **green** highlighter to code all words that have vowel digraphs (-ee, -ea, -oa, -oo, ai)



Use a **orange** highlighter to code all words that have the diphthongs (-oi, -oy, oo)



Use a **green** crayon to code all words that are nouns.



Use a **red** crayon to code all words that are verbs.



Use an **orange** crayon to code all words that are pronouns.



Use a **purple** crayon to code all words that are adjectives.



Select a poetry pocket.  
Put the poem back  
together.



Replace the underlined words  
with a word that means the  
opposite (an antonym).




Create a title for your poem.



Replace the underlined words with a word that has the same or almost the same meaning (a synonym).




Illustrate a picture for your poem.




Create a step book for your poem.

Title of Poem
How I felt
My Reflections
The Author's Purpose

Write about how the poem made you feel.



What was the author's purpose for writing the poem?





Read your poem to a friend. Use a clear voice with inflection.



Practice reading your poem, then tape record yourself reading it aloud.

